


SERIES 520

DOUBLE AXIS TROLLEYS

Trolleys for special widths can be supplied in two different types "A" with hand chain geared and type "B" without chain or push type.

These trolleys are adapted to a wide variety of widths (IPN, IPE, HEB).

The special feature of these 520 series trolleys is its dual axis that enables it to adapt to even the wide beam of 300 m / m.

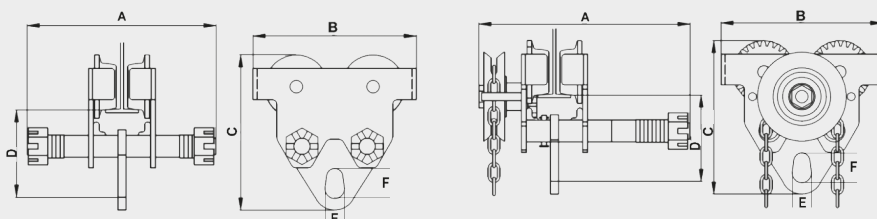


Type A

Type B

Note:

The JAGUAR trolleys are not for transfer of persons and must not be used for this purpose.




| MAX WORK LOAD (KG.) | MAX WORK LOAD (KG.) | MIN RADIUS IN (M.) | BEAM WIDTH IN (MM.) | WEIGHT | | MAIN DIMENSIONS (mm) | | | | | |
|-----------------------------|---------------------|--------------------|---------------------|-----------------|-----------|----------------------|-----|-----|-----|----|----|
| | | | | WITHOUT CONTROL | WITH 3 m. | A | B | C | D | E | F |
| ABRL5200 "B" - AARL5200 "A" | 500 | 1,00 | 50-203 | 7,5 | 11 | 330 "B" 350 "A" | 200 | 190 | 105 | 22 | 36 |
| ABRL5300 "B" - AARL5300 "A" | 1.000 | 1,00 | 64-305 | 13 | 16 | 430 "B" 475 "A" | 240 | 210 | 108 | 24 | 40 |
| ABRL5500 "B" - AARL5500 "A" | 2.000 | 1,50 | 88-305 | 20 | 24 | 455 "B" 485 "A" | 268 | 236 | 115 | 31 | 41 |
| ABRL5600 "B" - AARL5600 "A" | 3.000 | 2,00 | 100-305 | 34 | 38 | 465 "B" 495 "A" | 320 | 295 | 145 | 31 | 51 |
| ABRL5800 "B" - AARL5800 "A" | 5.000 | 2,00 | 114-305 | 46 | 51 | 495 "B" 530 "A" | 370 | 333 | 175 | 37 | 61 |
| ABRL5920 "B" - AARL5920 "A" | 10..000 | 2,50 | 124-305 | 89 | 106 | 462 "B" 525 "A" | 460 | 447 | 232 | 51 | 90 |

RECOMMENDED ACCESSORIES



HAND CHAIN HOISTS
SERIES 630

Pag. 20



HAND CHAIN HOIST WITH
OVERLOAD PROTECTION
SERIES 650

Pag. 21



ELECTRIC CHAIN HOISTS
EC4 MODEL

Pag. 116