



# SERIES 500 TROLLEYS



Type A



Type B



These trolleys can be supplied in two different types, the "A" type, hand geared and type "B" without chain or push type.

All trolleys come with protection against fall and tilt in accordance with DIN 15018 and machinery directives.

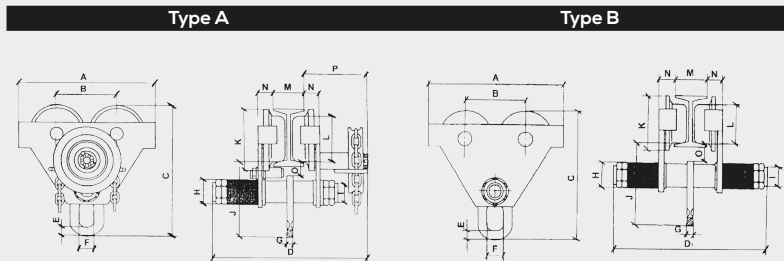
The wheels are made of forged steel mounted on ball bearings. Using separation washers it can be adjusted to fit different widths and beam profiles (IPN, IPE and HEB).

**Note:**

The JAGUAR trolleys are not for transporting persons.

**OPTIONAL**

- Stainless steel hand chain.




CODE	MAX WORK LOAD (KG.)	MIN RADIUS IN (M.)	BEAM WIDTH IN (MM.)	WEIGHT		MAIN DIMENSIONS (mm)															
				WITHOUT CONTROL	WITH 3 m.	A	B	C	D	D1	E	F	G	H	I	J	K	L	N	O	P
ABR5100 "B"- AAR5100 "A"	250	1,00	"B" 50 - 133 "A" 50 - 143	5,1	8,9	195	94	193	263	207	16	25	10	20	M.20	125	77	57	20	26	82
ABR5200 "B"- AAR5200 "A"	500	1,00	"B" 50 - 133 "A" 50 - 143	5,1	8,9	195	94	193	263	207	16	25	10	20	M.20	125	77	57	20	26	82
ABR5300 "B"- AAR5300 "A"	1.000	1,50	"B" 58 - 150 "A" 58 - 158	8,4	12,4	236	120	210	300	242	15	28	12	24	M.24	132	90	66	24	14	90
ABR5400 "B"- AAR5400 "A"	1.500	2,00	"B" 74 - 176 "A" 74 - 187	12,9	16,5	273	135	234	333	280	16	33	16	27	M.27	140	105	75	28	20	91
ABR5500 "B"- AAR5500 "A"	2.000	2,00	"B" 74 - 176 "A" 74 - 187	12,9	16,5	273	150	234	333	280	16	33	16	27	M.27	140	105	75	28	20	91
ABR5600 "B"- AAR5600 "A"	3.000	2,50	"B" 74 - 184 "A" 74 - 197	21	25,2	319	170	295	352	300	15	35	16	32	M.30	180	130	96	32	30	98
ABR5700 "B"- AAR5700 "A"	4.000	2,50	"B" 90 - 203 "A" 90 - 218	39	50	367	170	330	385	355	22	41	20	38	M.36	198	150	113	35	55	95
ABR5800 "B"- AAR5800 "A"	5.000	2,50	"B" 90 - 203 "A" 90 - 218	39	55	367	205	330	385	355	22	41	20	38	M.36	198	150	113	35	55	95
ABR5910 "B"- AAR5910 "A"	7.500	3,00	"B" 119 - 203 "A" 119 - 200	71	89	455	205	420	395	405	30	65	30	52	M.45	265	180	128	42	35	105
ABR5920 "B"- AAR5920 "A"	10.000	3,00	"B" 119 - 203 "A" 119 - 200	71	93	455	205	420	395	405	30	65	30	52	M.45	265	180	128	42	35	105
AAR5930	15.000	3,50	144 - 203	-	235	642	300	622	480	-	70	110	35	75	M.60	385	274	200	68	55	165
AAR5940	20.000	3,50	144 - 203	-	245	642	300	622	480	-	70	110	35	75	M.60	385	274	200	68	55	165


RECOMMENDED ACCESSORIES




HAND CHAIN HOISTS  
SERIES 630  
Pag. 20



HAND CHAIN HOISTS  
SERIES 650  
Pag. 21



ELECTRIC CHAIN HOISTS  
MODELEC4  
Pag. 116



STAINLESS STEEL  
CONTROL CHAIN