

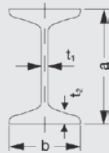
# ECG4 - ECTG4 - ECP4 - ECTP4 MODELS

ELECTRIC CHAIN HOISTS WITH GEARED OR PUSH TROLLEY

## ONE OR TWO SPEEDS



ECG4-ECTG4  
1 Ton.



## Features:

- IP-54 protection of the motor, IP-65
- protection of the keypad.

## OPTIONAL

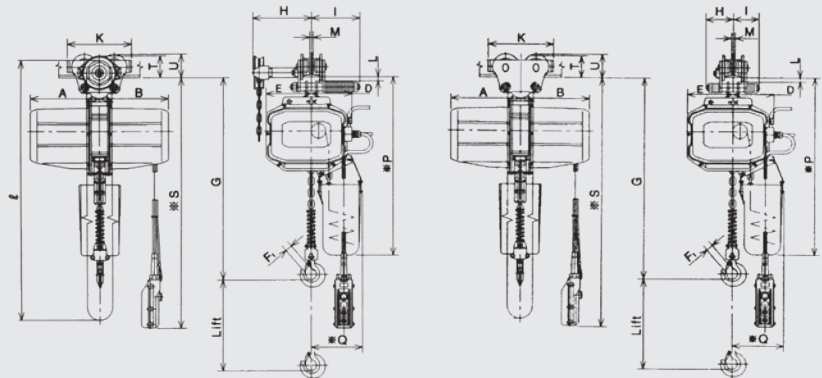
- Remote control for all models
- Stainless steel chains.
- Stainless steel rotary hook for models of 250 kg, 500 kg and 1000kg.

## ECG4 - ECTG4 - 250 Kg - 5.000 Kg (schematic only)

Polipastos eléctricos de cadena con carro a cadena de una o dos velocidades.

## ECP4 - ECTP4 - 250 Kg - 5.000 Kg (schematic only)

Polipastos eléctricos de cadena con carro a empuje de una o dos velocidades.



## SPECIFICATIONS ONE LIFTING SPEED ECG4 - ECP4

CAPACITY (Kg)	LIFTING (m)	SPEED LIFTING (m/MINUTE)		POWER OF MOTOR ELEV. (KW)		SERVICE (MIN.)	CHAIN	
		50 HZ	60 HZ	50 HZ	60 HZ		DIA. (mm)	No. OF LEGS
250	3	8,7	10,3	0,4	0,5	30	6,3	1
500	3	8,6	10,1	0,9	1,1		6,3	1
1.000	3	5,6	6,6	1,1	1,3		7,1	1
2.000	3	2,8	3,3	1,1	1,3		7,1	2
3.000	4	4,4	5,2	2,5	3,0		11,2	1
5.000	4	2,6	3,1	2,5	3,0	11,2	2	


## SPECIFICATIONS TWO LIFTING SPEEDS ECTG4 - ECTP4

CAPACITY (Kg)	LIFTING (m)	SPEED LIFTING (m/MINUTE)				POWER OF MOTOR ELEV. (KW)				SERVICE (MIN.)		CHAIN	
		FAST		SLOW		FAST		SLOW		FAST	SLOW	DIA. (mm.)	No. OF LEGS
		50 HZ	60 HZ	50 HZ	60 HZ	50 HZ	60 HZ	50 HZ	60 HZ				
250	3	8,7	10,3	2,2	2,6	0,4	0,5	0,10	0,13	30	10	6,3	1
500		8,6	10,1	2,2	2,6	0,9	1,1	0,23	0,28			6,3	1
1.000		5,6	6,7	1,4	1,7	1,1	1,3	0,27	0,33			7,1	1
2.000		2,8	3,3	0,7	0,8	1,1	1,3	0,27	0,33			7,1	2

## STANDARD SPECIFICATIONS: MOD. ECG4 - ECTG4, ELECTRIC CHAIN HOISTS WITH TROLLEY CHAIN ECP4 - ECTP4, ELECTRIC HOISTS WITH PUSH TROLLEY, ONE OR TWO SPEEDS, THREE-PHASE, MONOTENSION.

CAPACITY (Kg)	LIFTING (m)	ECG4 - ECTG4 / ECP4 - ECTP4													ECG4 - ECTG4		ECP4 - ECTP4			
		WIDTH OF BEAM B(mm)	MINIMUM RADIUS (m)	HEIGHT MAX. G (mm)	MAIN DIMENSIONS (mm)										H (mm.)	LEN. CHAIN (m)	WEIGHT NET APPROX. *(Kg)	H (mm.)	WEIGHT NET APPROX. *(Kg)	
					A	B	D	E	F1	I	K	L	M	*P						*Q
250	3	50-140	0,8	585	245	245	137	149	20	105	206	24-t2	b-42	770	195	b/2 +275	3	47	b/2 +105	42
500	3	50-140	1,0	620	245	245	137	149	20	105	206	24-t2	b-42	770	195	b/2 +275	3	49	b/2 +105	44
1.000	3	58-140	1,5	680	255	255	150	180	25	115	235	24-t2	b-42	800	200	b/2 +280	3	65	b/2 +115	59
2.000	3	74-165	2,0	790	255	255	191	127	30	128	270	28-t2	b-63	850	240	b/2 +285	3	79	b/2 +128	74
3.000	4	74-203	2,5	910	335	335	195	127	36	133	320	27-t2	b-63	1.000	235	b/2 +150	4	131	b/2 +133	127
5.000	4	95-185	2,5	1120	335	335	247	93	43	166	385	35-t2	b-76	1.150	290	b/2 +339	4	185	b/2 +166	175

## RECOMMENDED ACCESSORIES



MULTIPOSITION CLAMPS  
BT MODEL  
Pag. 36



SLING "DOL"  
Pag. 80



SIMPLE POSITION CLAMPS  
B MODEL  
Pag. 37



CRANE SCALES  
GPJ MODEL  
Pag. 70