

GRADE 80

ONE LEG CHAIN SLINGS



TYPE **SOS** TYPE **SAS** TYPE **SOF** TYPE **SAF**




TYPE **SOL** TYPE **SAL** TYPE **CO** TYPE **CAO**



TYPE **SOG** TYPE **SGG** TYPE **SSS** TYPE **SFF** TYPE **SLL**

GRADE 80

TWO LEG CHAIN SLINGS



TYPE **DOS** TYPE **DAS** TYPE **DOF**




TYPE **DAF** TYPE **DOL** TYPE **DAL**



TYPE **DOO** TYPE **DAO** TYPE **DOG**

GRADE 80

THREE LEG CHAIN SLINGS



TYPE **TOS**



TYPE **TAS**



TYPE **TOF**




TYPE **TAF**



TYPE **TOL**



TYPE **TAL**



TYPE **TOO**



TYPE **TAO**



TYPE **TOG**

GRADE 80

FOUR LEG CHAIN SLINGS



TYPE **QOS**



TYPE **QAS**



TYPE **QOF**



TYPE **QAF**



TYPE **QOL**



TYPE **QAL**



TYPE **QOO**



TYPE **QAO**



TYPE **QOG**

GRADE 80

DIFFERENT CHAIN SLINGS



TYPE **GARZA
RECOGIBLE**



TYPE **SENCILLO
DE CESTO**



TYPE **DOBLE LAZO
AJUSTABLE**



TYPE **DOBLE
CANASTA**

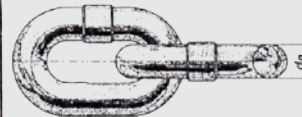
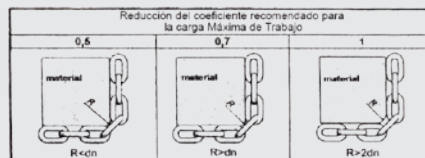
GRADE 80

MAXIMUM WORK LOADS IN TONNES

CHAIN Ø (MM.)	W.M.L.				
		0° < β ≤ 45° FACTOR 1,1	45° < β ≤ 60° FACTOR 0,8	0° < β ≤ 45° FACTOR 1,7	45° < β ≤ 60° FACTOR 1,2
6	1,12	1,23	0,89	1,90	1,34
8	2,00	2,20	1,60	3,40	2,40
10	3,15	3,46	2,52	5,35	3,78
13	5,30	5,83	4,24	9,01	6,36
16	8,00	8,80	6,40	13,60	9,60
20	12,50	13,75	10,00	21,25	15,00
22	15,00	16,50	12,00	25,50	18,00
26	21,20	23,32	16,96	36,04	25,44
32	31,50	34,65	25,20	53,55	37,80

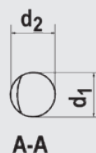
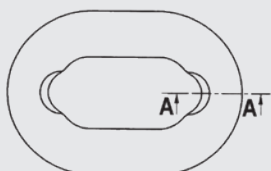
NOTE: SAFETY FACTOR 4:1. THE MAXIMUM CAPACITY OF WORKLOADS IS REFERRED TO THE NORMAL WORKING CONDITIONS AND WITH LOAD UNIFORMLY DISTRIBUTED ON EACH LEG.

COEFFICIENT
REDUCTION DUE
TO SHARP EDGES



CHAIN REPLACEMENTS

$$\frac{d_1 + d_2}{2} > 0,9 d_n$$



At least once a year and at regular intervals periodic inspection must be carried out under the application condition.

Wear caused by friction with other objects usually occurs on the outside of the straight portions of the links, where it is easily visible and measurable. Wear between adjacent links is hidden.

The chain should be loosened and turn the adjacent links, so both sides are visible inside the links. Wear between links is measured by taking the indicated diameter (d 1) and the diameter at 90 ° (d 2), and it is accepted if the average of these diameters is not less than 90% of the nominal diameter (dn).